

## Chicago Metallic<sup>®</sup> 200 Snap-Grid™ 15/16"

## Chicago Metallic<sup>®</sup> 250 Snap-Grid™ Fire-Rated 15/16"



### Features and Benefits

- Designed for a wide variety of panels. Provides full ceiling accessibility.
- Intermediate and Heavy Duty components are available
- Cross tees have hook-end feature allowing contractors to easily disengage the members
- Fire-rated grid components are designed with expansion reliefs, making it suitable for fire-rated ceiling assemblies
- Suitable for Seismic Design Categories A-C only
- Chicago Metallic suspension systems meet Class-A flame spread rating in accordance with ASTM standard E84

### Applications

- Offices
- Retail
- Classrooms
- General Interiors

### Acoustical Ceiling Suspension System



Chicago Metallic<sup>®</sup> 250 Snap-Grid™ Fire-Rated 15/16"

## Chicago Metallic® 200 Snap-Grid™ 15/16"

## Chicago Metallic® 250 Snap-Grid™ Fire-Rated 15/16"

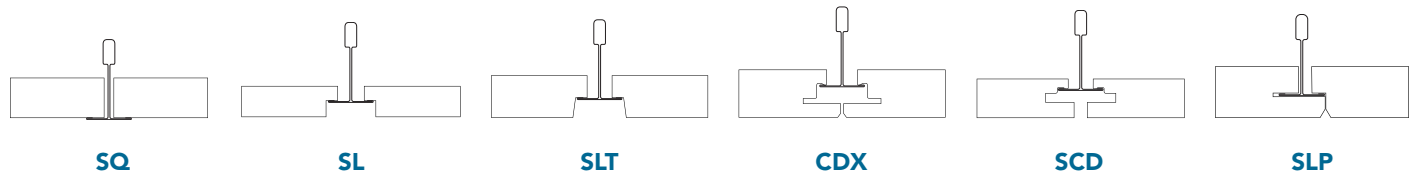


### Main Runners/Cross Tees

Detail	Product Number	Length x Height (A) x Face (B)	Slotting	Structural Classification (ASTM C635)	Fire-Rated	Seismic	Packaging			Palletization	
							Pcs/Ctn	LF/Ctn	Lbs/Ctn	Ctn/Pallet	Lbs/Pallet
<b>Main Runners</b>											
	216.01H	120" x 1-41/64" x 15/16"	6" OC	ID	-	A-C	20	200	63	28	1764
	299.01H	120" x 1-41/64" x 15/16"	10" OC	ID	✓	A-C	20	200	63	28	1764
	200.XXZ.01	144" x 1-41/64" x 15/16"	6" OC	HD	-	A-C	20	240	71.2	30	2136
	200.XXZ.01HRC	144" x 1-41/64" x 15/16"	6" OC	HD	-	A-C	20	240	71.2	30	2136
	211.01Z	144" x 1-41/64" x 15/16"	6" OC	ID	-	A-C	20	240	52	30	1560
	250.01Z	144" x 1-41/64" x 15/16"	6" OC	ID	✓	A-C	20	240	52	30	1560
	270.XXZ.01	144" x 1-41/64" x 15/16"	6" OC	HD	✓	A-C	20	240	73	30	2190
<b>Cross Tees</b>											
	251.01H	12" x 1-1/2" x 15/16"	No Slots	-	✓	A-C	100	100	22	64	1408
	257.01Z	20" x 1-1/2" x 15/16"	No Slots	-	✓	A-C	60	100	22.4	64	1434
	252.01Z	24" x 1-1/2" x 15/16"	No Slots	-	✓	A-C	60	120	28	64	1792
	229.01Z	24" x 1-5/16" x 15/16"	No Slots	-	-	A-C	60	120	21	64	1344
	258.01H	30" x 1-1/2" x 15/16"	No Slots	-	✓	A-C	50	125	30	Palletized to Order	Palletized to Order
	253.01H	36" x 1-1/2" x 15/16"	12" OC	-	✓	A-C	50	150	34	Palletized to Order	Palletized to Order
	209.01Z	48" x 1-1/2" x 15/16"	12" OC	-	-	A-C	60	240	43.2	30	1296
	254.01Z	48" x 1-1/2" x 15/16"	12" OC	-	✓	A-C	60	240	51.6	30	1548
	207.01H	60" x 1-1/2" x 15/16"	6" OC	-	-	A-C	50	250	77	30	2310
	278.01H	96" x 1-1/2" x 15/16"	5 Slots: Midpoint, 10" Each Side of Midpoint, and 6" from Each End	-	-	-	A-C	25	200	49	28

Custom slotting available. Contact Rockfon Customer Service for details and service levels.

### Compatible Tile Edge Types



### LEED® v4.1 Highlights

#### Materials and Resources (MR)

Waste Management Planning	✓
Interiors Life Cycle Impact Reduction	✓
Environmental Product Declarations	✓
Sourcing of Raw Materials	✓
Material Ingredients	-
Waste Management	✓

#### Indoor Environmental Quality (EQ)

Low-Emitting Materials	✓
Interior Lighting	✓
Acoustic Performance	✓


Recycled Content 30%  
HRC Products 65%

### Performance Properties:

<b>Base Material</b>	Hot-Dip Galvanized Steel (HDG-30)
<b>Capping / Finish</b>	Hot-Dip Galvanized Steel (HDG-30) / Baked Polyester Enamel
<b>End Details</b>	<b>Main Runners:</b> Non-Directional Bayonet Coupling <b>Cross Tees:</b> Hook-End
<b>Structural Classification</b>	Intermediate and Heavy Duty per ASTM C635
<b>Flame Spread Rating</b>	Class A per ASTM E84
<b>Warranty</b>	40-Year Suspension System Warranty
<b>Recycled Content</b>	30%, HRC Products 65%

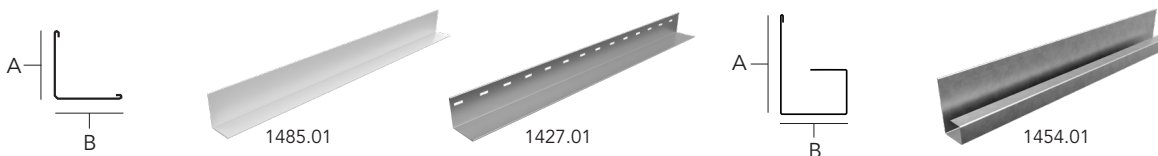
# Perimeter Components

## Wall Angles




Product Number	Length, Height (A) x Face (B)	Packaging			Palletization	
		Pcs/Ctn	LF/Ctn	Lbs/Ctn	Ctn/Pallet	Lbs/Pallet
1420.01	144", 15/16" x 15/16"	42	504	69	30	2070
21420.01	144", 15/16" x 15/16"	25	300	41	40	1640
1420.01HRC	144", 15/16" x 15/16"	42	504	69	30	2070
1430.01	144", 7/8" x 7/8"	30	360	52	40	2080
1425.01	144", 2" x 2"	20	240	82	28	2296
1428.01	144", 1" x 2"	20	240	54	40	2160

## Specialty Wall Angles




Product Number	Length, Height (A) x Face (B)	Packaging			Palletization	
		Pcs/Ctn	LF/Ctn	Lbs/Ctn	Ctn/Pallet	Lbs/Pallet
1485.01	96", 1-1/8" x 7/8" Flexible Wall Angle (White)	63	504	29	Palletized to Order	Palletized to Order
1427.01	144", 15/16" x 15/16" Pre-punched Angle (White)	42	504	74	30	2220
1454.01	120", 1-4.75/8" x 15/16" Concealed Box Wall Angle	20	200	67	32	2144

## Wall Channels



Product Number	Length, Height x Face x Top Flange (Length, A x B x C)	Packaging			Palletization	
		Pcs/Ctn	LF/Ctn	Lbs/Ctn	Ctn/Pallet	Lbs/Pallet
1448.01	120", 1-9/16" x 15/16" x 3/4"	30	300	74	18	1332
1449.01	120", 1-15/16" x 15/16" x 15/16"	24	240	62	18	1116



















## Shadow Moldings



Product Number	Length, Height x Face x Reveal (Length, A x B x C x C)	Packaging			Palletization	
		Pcs/Ctn	LF/Ctn	Lbs/Ctn	Ctn/Pallet	Lbs/Pallet
1460.01	120", 3/4" x 3/4" x 3/8" x 3/8"	40	400	64	32	2048
1461.01	120", 3/4" x 3/4" x 3/4" x 3/4"	40	400	90	28	2520
1468.01	120", 15/16" x 15/16" x 3/8" x 3/8"	40	400	81	28	2268
1464.905	120", 15/16" x 15/16" x 1/4" x 1/4"	40	400	63	28	1764
1469.01	120", 15/16" x 9/16" x 3/8" x 3/8"	40	400	77	Palletized to Order	Palletized to Order
1466.01	144", 1-3/4" x 1-1/4" x 3/4" x 1/4"	20	240	61	20	1220

# Accessories

	Detail	Rockfon Part Number	Product Number	Product Description	Packaging	
					Pcs/Ctn	Lbs/Ctn
General Clips		250348	935.00	Universal Hold Down Clip	1000	16
		252923	425.01	Hold Down Clip for 5/8" Board 250/1250 Systems	200	2
		250343	820.00	Hold Down Clip for 5/8" Board 250/1250 Systems	1000	7
		237949	490.00	Hold Down Clip for 0" - 3/4" Panels (Black)	100	2
		237952	491.00	Hold Down Clip for 3/4" - 1-1/4" Panels (Blue)	150	2
		237954	492.00	Hold Down Clip for 1-1/2" Panels (Grey)	100	2
		250324	426.01	Butterfly Retention Clip for 0" - 1" Panels	200	15
		250325	427.01	Butterfly Retention Clip for 1" - 2" Panels	150	15
		254302	88.00	Border Spring Clip	1000	17
		253183	479.00	90-degree Corner Clip	25	5
		251952	1499.00	Perimeter Grid Clip	100	4
		250321	410.00	Transfer Load Clip, 15/16" Grid (Used to suspend decorative ceilings under acoustical ceilings)	500	28
		250372	1493.00	Unopposed Tee Clip	100	2
Facett Panel Clip		260623	495.00	Facett™ Hold Down Clip Kit for 2" – 4" Panels	100	2
Shiplap Clip		250337	477.00	48" SLP Spline, for use with Rockfon Sonar 4x4 SLP	1	1
Spacer Bars		294621	826.00H	2' Spacer Bar for rectangular bulb components	40	15
		294623	828.00H	4' Spacer Bar for rectangular bulb components	40	29
		294619	824.00H	4' Spacer bar notched 2'. For rectangular bulb components.	40	29

	Detail	Rockfon Part Number	Product Number	Product Description	Packaging		
					Pcs/Ctn	Lbs/Ctn	
CDX Tiles Accessories		237264	-	CDX Perimeter Spring	100	1.1	
		250338	478.00	Concealed Perimeter Clip	50	4.5	
		314292	472.00	CDX/SCD Border Clip	100	1.1	
		250334	474.01	24" Pre-mitered Vinyl Trim Kit for CDX and SCD only	50	1.4	
		250335	475.01	24" Pre-mitered Vinyl Trim Kit for CDX and SCD only	50	2	
		250336	476.01	120" Vinyl Trim Piece Straight Cut	1	1	
Main Tee Adapters		249982	288.01H	15/16" Grid Adapter, 9" length. Bayonet Coupling on one end, Hook on other end.	50	10	
Variable Placement Tee		250216	816.01H	2' Cross Tee for 15/16" Grid, Supports Panels Only	40	21	
		250217	817.01H	4' Cross Tee for 15/16" Grid, Supports Panels Only	40	40	
Suspension System Covers		258677	1320.01	Cover Sleeve for 15/16" Grid	100	10	
		251956	839.01	Expansion Coupling Cover	50	1	
Corner Caps		Outside/Inside Corner Caps – Refer to Rockfon Grid and Tile Accessories Datasheet for options					
Hanger Wire		250590	96CTL144	Hanger Wire 12' x 12-Gauge	Bundle	50	
Grid Paint		250350	940.01	12 oz. Grid Spray Can - White	1	1	
		250351 & 250352	940.08 & 940.44	12 oz. Grid Spray Can - Black & Satin Silver	1	1	
Tools		250349	937.00	Cross Tee Slotter	1	3	
		250353	943.00	Cross Tee Removal Tool	1	1	
		250354	944.00	Wire Tie Tool	1	1	

# Grid Colors

## Standard Colors:



01  
White



08  
Black



44  
Satin Silver

## Premium Colors:



Color-All



Custom  
(Color Match)

## Metalwood® Solid Coordinating Colors:



401  
Maple\*



402  
Oak\*



403  
Cherry\*



404  
Pumpkin  
Maple\*



405  
Karri\*



406  
Walnut\*

## Woodscenes® Painted Finishes†:



800  
Lazy Maple



801  
Aged Teak




803  
Burnished  
Cherry



804  
Sleek Cherry



805  
Weathered  
Oak



806  
Barnwood  
Grey

\* Coordinating solid color to match Metalwood Woodgrain Finishes.

† Woodscenes Woodgrain Painted Finishes are a decorative powder coat finish that replicate real wood; variations in color and pattern will occur.

Colors shown are reproduced as close as possible to actual product color within the limitations of printing technology. Color chips are available upon request and should be reviewed before making a final selection. Variations in color matches of system components to ceiling panels can result from slight differences in texture, room lighting, painting process and subjectivity of observers.

# Performance

## Main Runner Allowable Load Test Data Based on 1/360 Span Deflection (Lb/Ft\*)

Main Runner	Length	Fire-Rated	Hanger Spacing		
			ASTM C635 - 4'	5'	6'
216.01H	120"	-	ID	6.3	3.9
299.01H	120"	✓	ID	6.3	3.9
200.XXZ.01	144"	-	HD	8.3	5.1
200.XXZ.01HRC	144"	-	HD	8.3	5.1
211.01Z	144"	-	ID	6.3	3.9
250.01Z	144"	✓	ID	6.3	3.9
270.XXZ.01	144"	✓	HD	8.3	5.1

## Cross Tee Allowable Load Test Data Based on 1/360 Span Deflection (Lb/Ft\*)

Cross Tee	Length	Fire-Rated	Cross Tee Span				
			2'	3'	4'	5'	8'
252.01Z	24"	✓	32.5♦	-	-	-	-
229.01Z	24"	-	16.5♦	-	-	-	-
253.01H	36"	✓	-	34.7	-	-	-
209.01Z	48"	-	-	-	8.0	-	-
254.01Z	48"	✓	-	-	10.6	-	-
207.01H	60"	✓	-	-	-	8.5	-
278.01H	96"	-	-	-	-	-	2.1

\* To convert data into lb/ft<sup>2</sup>, divide on center spacing of suspension component into lb/ft.  
♦ Limited by safety factor of 2.  
Install systems in accordance with ASTM C636. Other requirements may apply.

## Non-Fire-Rated Light Fixture Allowable Load Test Data Based on 1/360 Span Deflection (Lbs)

Light Fixtures Dimensions	Allowable Fixture Weight - Lbs. Main Runners & Cross Tees				
	200.XXZ.01 207.01H	211.01Z 209.01Z	299.01H 207.01H	250.01Z 254.01Z	270.XXZ.01 254.01Z
1' x 4'	32.4	55.6	-	56.4	56.4
2' x 2'	29.2	31.2	-	34.8	34.8
2' x 4'	40.8	52.0	-	47.2	47.2
2' x 5'	40.8	-	-	-	-
3' x 3'	63.0♦	-	-	-	-
20" x 48"	-	-	37.6	-	-
20" x 60"	-	-	37.6	-	-

Consult specific UL design for allowable lighting configurations.  
♦ Limited by safety factor of 2.  
Allowable fixture weight is based on single fixture in the field only.  
For end-to-end, tandem or other configurations, contact Rockfon Technical Support.

## UL® Fire-Rated Assemblies

### Floor and Ceiling Designs - Type 250

A212	D209	D215	D216	D218
D219	G007	G008	G022	G201
G202	G204	G208	G209	G210
G211	G213	G214	G215	G216
G217	G218	G222	G227	G228
G229	G231	G234	G236	G241
G242	G243	G244	G248	G250
G255	G256	G258	G259	J201
L006	L201	L202	L206	L208
L209	L210	L211	L212	

### Roof and Ceiling Designs - Type 250

P201	P202	P203	P204	P206
P207	P210	P211	P213	P214
P215	P216	P217	P219	P225
P227	P228	P229	P230	P231
P235	P237	P238	P239	P241
P242	P244	P245	P246	P250
P251	P255	P259	P260	P261
P264				

## Material

ASTM C 635 Heavy Duty (HD) and Intermediate Duty (ID) main tee classifications; commercial quality HDG-30 steel, hot-dip galvanized body and cap, 15/16" width, 1-41/64" height.

Note: A metallurgist should be consulted regarding the suitability of this product for the environmental conditions in which it is being installed.

120622

**Rockfon**

4849 S. Austin Ave.  
Chicago, IL 60638 USA

Tel. +1-800-323-7164

[cs@rockfon.com](mailto:cs@rockfon.com)

[rockfon.com](http://rockfon.com)

2023 | Subject to alterations in range and product technology  
without prior notice. Rockfon accepts no responsibility for printing errors.  
© ROCKWOOL A/S 2023. All rights reserved.  
® denotes a trademark that is registered in the United States of America.