

Chicago Metallic® 4000 Temptra™ 9/16"

Acoustical ceiling suspension system



Ideal for: Hospitals, hospitality, retail, airports, transit, galleries, and offices.

Performance Properties:

- Grid system is available in both intermediate and heavy duty designs, with either stab-end and hook-end cross tees
- Fire rated components are designed with expansion reliefs, making it suitable for fire-rated ceiling assemblies
- Suspension system in (4000) non-fire rated, (4050) fire rated, and in (4000HRC) high recycled content
- Sustainable: Minimum 25% recycled content, 100% locally recyclable
- Chicago Metallic® suspension systems meet a Class-A flame spread rating in accordance with ASTM standard E1264-08

Chicago Metallic® 4000 Tempra™ 9/16"

LEED® V4 HIGHLIGHTS

Materials and Resources (MR)

- Waste Management Planning ✓
- Interiors Life Cycle Impact Reduction ✓
- Environmental Product Declarations ✓
- Sourcing of Raw Materials ✓
- Material Ingredients ✓
- Waste Management ✓

Indoor Environmental Quality (EQ)

- Low-Emitting Materials ✓
- Interior Lighting ✓
- Acoustic Performance ✓

RECYCLED CONTENT: UP TO: 65%

Detail	Product Number	Length	Height (A)	Face (B)	Grid Coupling Type	Slotting / Class	Fire Rated	Seismic	Recycled Content
Main Runners									
	4004.01CZ	144"	1-5/8"	9/16"	Bayonet-End	6" OC, ID	-	C	25
	4040.01CH	144"	1-5/8"	9/16"	Bayonet-End	6" OC, HD	-	C, DEF	25
	4001.01CH	120"	1-5/8"	9/16"	Bayonet-End	10" OC, ID	-	C	25
	4050.01CZ	144"	1-5/8"	9/16"	Bayonet-End	6" OC, ID	✓	C	25
	4040.01HRC	144"	1-5/8"	9/16"	Bayonet-End	Slots 6" OC, HD	-	C, DEF	65
Cross Tees									
	4004.01Z	4"	1-1/2"	9/16"	Stab-End	No Slots	-	C, DEF	25
	4006.01Z	6"	1-1/2"	9/16"	Stab-End	No Slots	-	C, DEF	25
	4013.01CZ	30"	1-1/2"	9/16"	Stab-End	No Slots	-	C, DEF	25
	4014.01CZ	48"	1-1/2"	9/16"	Stab-End	12" OC	-	C, DEF	25
	4015.01CH	60"	1-1/2"	9/16"	Stab-End	10" OC	-	C, DEF	25
	4017.01CH	72"	1-1/2"	9/16"	Stab-End	24" OC	-	C, DEF	25
	4018.01CH	96"	1-1/2"	9/16"	Stab-End	24" OC	-	C, DEF	25
	4020.01CZ	20"	1-1/2"	9/16"	Stab-End	No Slots	-	C, DEF	25
	4022.01CZ	24"	1-1/2"	9/16"	Stab-End	No Slots	-	C, DEF	25
	4032.01CZ	24"	1-1/2"	9/16"	Hook-End	No Slots	-	C	25
	4034.01CZ	48"	1-1/2"	9/16"	Hook-End	24" OC	-	C	25
	4052.01CZ	24"	1-3/4"	9/16"	Stab-End	No Slots	✓	C, DEF	25
	4054.01CZ	48"	1-3/4"	9/16"	Stab-End	12" OC	✓	C, DEF	25
	4014.01HRCZ	24"	1-5/8"	9/16"	Stab-End	No Slots	-	C, DEF	65
4022.01HRCZ	48"	1-5/8"	9/16"	Stab-End	Slots 12" OC	-	C, DEF	65	
Wall Angles & Channels									
	21420.01	144"	15/16"	15/16"	-	-	-	C, DEF	25
	1480.01	144"	9/16"	15/16"	-	-	-	C, DEF	25
	1420.01	144"	15/16"	15/16"	-	-	-	C, DEF	25
	1480.01HRC	144"	9/16"	15/16"	-	-	-	C, DEF	65
	1420.01HRC	144"	15/16"	15/16"	-	-	-	C, DEF	65
Shadow Moldings									
	1460.01	120"	3/4"	3/4"	-	3/8" Reveal	-	C	25
	1461.01	120"	3/4"	3/4"	-	3/4" Reveal	-	C	25
	1466.01	144"	1-3/4"	1-1/4"	-	3/4" x 1/4" Reveal	-	C	25
	1469.01	120"	15/16"	9/16"	-	3/8" Reveal	-	C	25

Note: Cross tees are override design, with stab-in end detail, unless noted otherwise. Hook end tees are suitable for seismic areas 1 and 2 only. Butt-cut tees are used for true, flat panel installation, i.e., metal panels. Wires required at mid point for loads exceeding weight of Rockfon tile.

Available in the following standard colors, Rockfon® Color-all™ colors, and RAL color options.



01 White



08 Black



44 Satin Silver



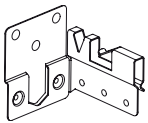
Color-all



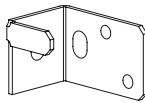
Packaging

Product Number	Pieces per Carton	Ft per Carton	Lbs per Carton	Cartons per Pallet	Lbs per Pallet
Main Runners					
4000.01CZ	20	240	54.7	30	1640
4040.01CH	20	240	84	30	2520
4001.01CH	30	300	74	28	2058
4050.01CZ	20	240	62	30	1860
4040.01HRC	20	240	84	30	2520
Cross Tees					
4004.01Z	60	20	5	10	50
4006.01Z	60	30	5	10	50
4013.01CZ	60	150	40	Palletized to Order	Palletized to Order
4014.01CZ	60	240	55	30	1650
4015.01CH	60	300	68	30	2040
4017.01CH	20	120	25	28	700
4018.01CH	20	160	28	28	784
4020.01CZ	60	100	21	64	1344
4022.01CZ	60	120	22.2	64	1421
4032.01CZ	60	120	21	64	1344
4034.01CZ	60	240	55	30	1650
4052.01CZ	60	120	30.6	64	1958
4054.01CZ	60	240	59	30	1770
4014.01HRCZ	60	240	52.8	30	1584
4022.01HRCZ	60	120	22	64	1421
Wall Angles & Channels					
21420.01	25	300	41	30	1230
1480.01	25	300	39	30	1170
1420.01	42	504	69	30	2070
1480.01HRC	25	300	39	30	1170
1420.01HRC	42	504	69	30	2070
Shadow Moldings					
1460.01	40	400	64	32	2048
1461.01	40	400	90	32	2880
1466.01	20	240	61	20	1220
1469.01	40	200	77	Palletized to Order	Palletized to Order

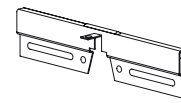
Accessories



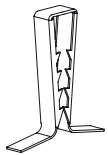
1496.00
Seismic
Perimeter Clip
100 PCS/Carton



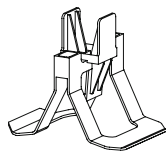
1493.00
Unopposed
Tee Clip
100 PCS/Carton



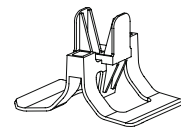
1494.00
Seismic
Separation Clip
100 PCS/Carton



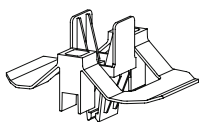
935.00
Hold Down Clip
for Various
Height Panels
1000 PCS/Carton



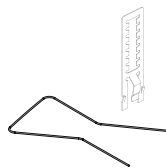
490.00
Hold Down Clip
for 0" – 3/4" Panels
100 PCS/Carton



491.00
Hold Down Clip for
3/4" – 1-1/4" Panels
150 PCS/Carton



492.00
Hold Down Clip
for 1-1/2" Panels
100 PCS/Carton



495.00
Facett™ Hold
Down Clip for
2" – 4" Panels
100 PCS/Carton



826.00H
2' Spacer Bar
80 LF/Carton



828.00H
4' Spacer Bar
160 LF/Carton



824.00H
4' Spacer Bar,
Notched at 2'
160 LF/Carton

Performance

Component Load Test Data and Material

Allowable Load per ASTM C635						
Main Tee	Length	Hanger Spacing				
				4'	5'	6'
4000	144"			ID	6.4	3.8
4040	144"			HD	8.8	5.3
4040 HRC	144"			HD	8.8	
4050	144"			ID		
Cross Tee	Length	2'	3'	4'	5'	
4022	24"	24.5 ♦				
4022 HRC	24"	24.5 ♦				
4032	24"	24.5 ♦				
4052	24"	45.0 ♦				
4014	48"			12.9		
4014 HRC	48"			12.9		
4034	48"			12.9		
4054	48"			12.9		
4015	60"				6.5	
4017	72"		27.3 ♦♦			
4018	96"			12.5 ♦♦		

To convert data into lb/ft², divide on center spacing of component into lb/ft.

♦ Limited by safety factor of 2.

• Wire at mid-point of member

Note: For 6' and 8' cross tee spans with no hanger support at mid-point of member, please contact Technical Services

Light Fixture Load Test Data (based on 1/360 span deflection)

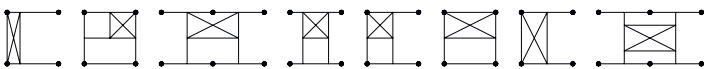
Light Fixtures	Main & Cross Tees - Allowable Fixture Weight - Pounds				
	4040CH 4014CZ	4040CH 4014HRCZ	4000CZ 4015CH	4001CH 4015CH	4050.01CH 4054.01CH
1' x 4'	42.4	42.4	45.6		
2' x 2'	38.8	38.8			38.8
2' x 4'	49.6	49.6	44.0 ♦		49.6
20" x 48"			35.0	35.0	
20" x 60"			35.0	35.0	

♦ Limited by safety factor of 2.

Non-Fire Rated Assemblies

Hanger Positions for Non-Fire Rated Situations

This illustrates hanger positions for single fixtures in a field. Provide extra hangers for tandem fixtures.



Material

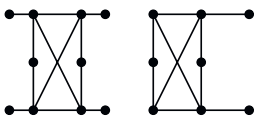
ASTM C 635 Heavy Duty (HD) and Intermediate Duty (ID) main tee classifications; commercial quality steel, G30 hot-dip galvanized body and cap, 9/16" width, 1-1/2" and 1-5/8" heights.

Note: A metallurgist should be consulted regarding the suitability of this product for the environmental conditions in which it is being installed.

Fire Rated Assemblies

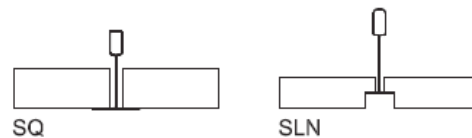
Hanger Positions for Fire Rated Situations

This illustrates hanger positions for single fixtures in a field. Provide extra hangers for tandem fixtures.



Compatible Tile Edge Types

4000/4050/4000HRC Systems



UL® Fire Rated Assemblies

Floor-Ceiling Type 4050C

A202, D216, G217, G229, G236, G256, G262, G265, L201

Roof-Ceiling Type 4050C

P204, P225, P227, P251, P253, P259, P260, P261, P262

Rockfon® is a registered trademark
of the ROCKWOOL Group.

10.2018 | All colour codes mentioned are based on the NCS - Natural Colour System® property of and used on license from NCS Colour AB, Stockholm 2012 or the RAL colour standard. Subject to alterations in range and product technology without prior notice. Rockfon accepts no responsibility for printing errors.



Rockfon
4849 S. Austin Ave., Chicago, IL 60638 USA
Tel. +1-800-323-7164
Fax. +1-800-222-3744
www.rockfon.com
cs@rockfon.com
SNL150024