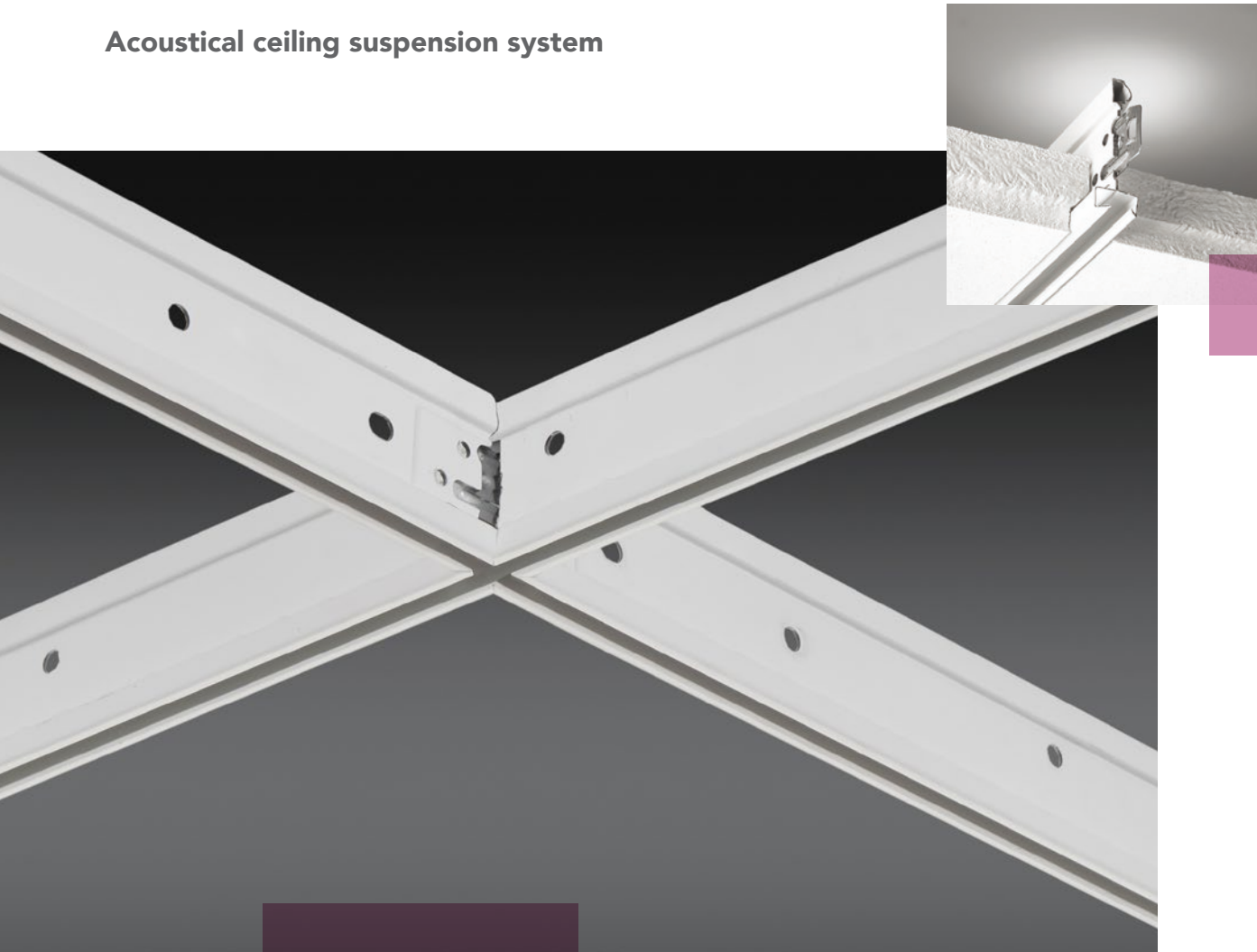


Chicago Metallic® 4500 Ultraline™ 9/16"

Acoustical ceiling suspension system



Ideal for: Lobbies, airports, conference rooms and other high end applications.

Performance Properties:

- Intermediate and heavy duty designs stab-end cross tees are available
- Fire rated system is designed with expansion reliefs to be used on fire-rated ceiling assemblies
- Available in (4500) non-fire rated, (4550) fire rated, and in (4500HRC) high recycled content
- Sustainable: Minimum 25% recycled content, 100% locally recyclable
- Chicago Metallic® suspension systems meet a Class-A flame spread rating in accordance with ASTM standard E1264-08

Chicago Metallic® 4500 Ultraline™ 9/16"

LEED® V4 HIGHLIGHTS

Materials and Resources (MR)

- Waste Management ✓
- Interiors Life Cycle Impact Reduction ✓
- Environmental Product Declarations ✓
- Sourcing of Raw Materials ✓
- Material Ingredients ✓
- Waste Management ✓

Indoor Environmental Quality (EQ)

- Low-Emitting Materials ✓
- Interior Lighting ✓
- Acoustic Performance ✓

RECYCLED CONTENT: UP TO: 65%

Detail	Product Number	Length	Height (A)	Face (B)	Grid Coupling Type	Slotting / Class	Fire Rated	Seismic	Recycled Content
Main Runners									
	4501.01	120"	1-3/4"	9/16"	Bayonet-End	Slots 15" OC Notches 30" OC, ID	-	C	25
	4502.01	120"	1-3/4"	9/16"	Bayonet-End	Slots 10" OC Notches 20" OC, ID	-	C	25
	4503.01	120"	1-3/4"	9/16"	Bayonet-End	Slots 12" OC Notches 24" OC, ID	-	C	25
	4531.01	120"	1-3/4"	9/16"	Bayonet-End	Slots 15" OC Notches 30" OC, HD	-	C, DEF	25
	4500.01	144"	1-3/4"	9/16"	Bayonet-End	Slots 12" OC Notches 24" OC, ID	-	C	25
	4530.01	144"	1-3/4"	9/16"	Bayonet-End	Slots 12" OC Notches 24" OC, HD	-	C, DEF	25
	4540.01	144"	1-3/4"	9/16"	Bayonet-End	Slots 12" OC Notches 48" OC, ID	-	C	25
	4550.01	144"	1-3/4"	9/16"	Bayonet-End	Slots 12" Notches 24" OC, ID	✓	C	25
	4560.01	144"	1-3/4"	9/16"	Bayonet-End	Slots 12" OC No Notches, HD	-	C, DEF	25
	4530.01HRC	144"	1-3/4"	9/16"	Bayonet-End	Slots 12"/Notches 24" OC, HD	-	C, DEF	65
Cross Tees									
	4511.01	12"	1-3/4"	9/16"	Stab-End	No Slots No Notches	-	C, DEF	25
	4520.01	20"	1-3/4"	9/16"	Stab-End	No Slots No Notches	-	C, DEF	25
	4512.01	24"	1-3/4"	9/16"	Stab-End	No Slots No Notches	-	C, DEF	25
	4562.01	24"	1-3/4"	9/16"	Stab-End	No Slots No Notches	✓	C, DEF	25
	4512.01HRC	24"	1-3/4"	9/16"	Stab-End	No Slots No Notches	-	C, DEF	65
	4513.01	30"	1-3/4"	9/16"	Stab-End	No Slots No Notches	-	C, DEF	25
	4524.01	48"	1-3/4"	9/16"	Stab-End	No Slots No Notches	-	C, DEF	25
	4514.01	48"	1-3/4"	9/16"	Stab-End	Slot & Notch at Midpoint	-	C, DEF	25
	4518.01	48"	1-3/4"	9/16"	Stab-End	Slot/Notch-one side	-	C, DEF	25
	4564.01	48"	1-3/4"	9/16"	Stab-End	Slot & Notch at Midpoint	✓	C, DEF	25
	4568.01	48"	1-3/4"	9/16"	Stab-End	Slot at Midpoint Notch at 24" one side	✓	C, DEF	25
	4514.01HRC	48"	1-3/4"	9/16"	Stab-End	Slot & Notch at Midpoint	-	C, DEF	65
	4515.01	60"	1-3/4"	9/16"	Stab-End	Slot & Notch at Midpoint	-	C, DEF	25
	4519.01	60"	1-3/4"	9/16"	Stab-End	Slot/Notch-30" one side	-	C, DEF	25
	4521.01	60"	1-3/4"	9/16"	Stab-End	No Slots No Notches	-	C, DEF	25
4516.01	72"	1-3/4"	9/16"	Stab-End	No Slots No Notches	-	C, DEF	25	
4528.01	96"	1-3/4"	9/16"	Stab-End	24 Slots OC No Notches	-	C, DEF	25	
Wall Angles & Channels									
	1480.01	144"	9/16"	15/16"	-	-	-	C, DEF	25
	1420.01	144"	15/16"	15/16"	-	-	-	C, DEF	25
	21420.01	144"	15/16"	15/16"	-	-	-	C, DEF	25
	1467.01	144"	15/16"	1-3/16"	-	-	-	C, DEF	25
	1420.01HRC	144"	15/16"	15/16"	-	-	-	C, DEF	65
	1480.01HRC	144"	9/16"	15/16"	-	-	-	C, DEF	65
	1467.01HRC	144"	15/16"	1-3/16"	-	-	-	C	65
Shadow Moldings									
	1460.01	120"	3/4"	3/4"	-	3/8" Reveal	-	C	25
	1461.01	120"	3/4"	3/4"	-	3/4" Reveal	-	C	25
	1468.01	120"	3/4"	15/16"	-	3/8" Reveal	-	C	25
	1469.01	120"	15/16"	9/16"	-	3/8" Reveal	-	C	25

Available in the following standard colors, Rockfon® Color-all™ colors, and RAL color options.



01 White



08 Black



44 Satin Silver



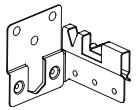
Color-all



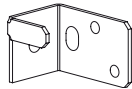
Packaging

Product Number	Pieces per Carton	Ft per Carton	Lbs per Carton	Cartons per Pallet	Lbs per Pallet
Main Runners					
4501.01	20	200	51	24	1224
4502.01	20	200	51	24	1224
4503.01	20	200	51	24	1224
4531.01	20	200	66	24	1584
4500.01	20	240	60	24	1440
4530.01	20	240	73	24	1752
4540.01	20	240	60	Palletized to Order	Palletized to Order
4550.01	20	240	79	24	1896
4560.01	20	240	79	24	1896
4530.01HRC	20	240	73	24	1752
Cross Tees					
4511.01	80	80	20	50	1000
4520.01	70	116	29	50	1450
4512.01	70	140	36	50	1750
4562.01	70	140	35	Palletized to Order	Palletized to Order
4512.01HRC	70	140	35	50	1750
4513.01	40	100	26	Palletized to order	Palletized to Order
4524.01	40	160	41	42	1722
4514.01	40	160	41	42	1722
4518.01	40	160	41	42	1722
4564.01	40	160	41	Palletized to Order	Palletized to Order
4568.01	40	160	41	Palletized to Order	Palletized to Order
4514.01HRC	40	160	41	42	1722
4515.01	40	200	52	30	1560
4519.01	40	200	52	30	1560
4521.01	40	200	52	Palletized to order	Palletized to Order
4516.01	20	120	32	Palletized to order	Palletized to Order
4528.01	20	160	42	Palletized to order	Palletized to Order
Wall Angles & Channels					
1480.01	25	300	39	30	1170
1420.01	42	504	69	30	2070
21420.01	25	300	41	30	1230
1467.01	20	240	39	30	1170
1420.01HRC	42	504	69	30	2070
1480.01HRC	25	300	39	30	1170
1467.01HRC	20	240	39	30	1170
Shadow Moldings					
1460.01	40	400	64	32	2048
1461.01	40	400	90	32	2880
1468.01	40	400	77	32	2464
1469.01	40	200	77	Palletized to Order	Palletized to Order

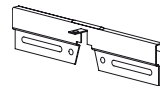
Accessories



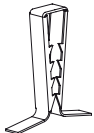
1496.00
Seismic
Perimeter Clip
100 PCS/Carton



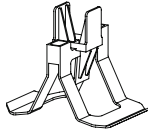
1493.00
Unopposed
Tee Clip
100 PCS/Carton



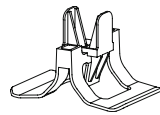
1494.00
Seismic
Separation Clip
100 PCS/Carton



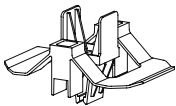
935.00
Hold Down Clip
for Various
Height Panels
1000 PCS/Carton



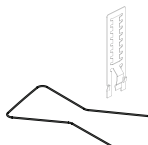
490.00
Hold Down Clip
for 0" – 3/4" Panels
100 PCS/Carton



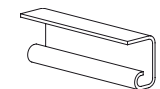
491.00
Hold Down Clip for
3/4" – 1-1/4" Panels
150 PCS/Carton



492.00
Hold Down Clip
for 1-1/2" Panels
100 PCS/Carton



495.00
Facett™ Hold
Down Clip for
2" – 4" Panels
100 PCS/Carton



3599.01
4500 System
Notch Cover
100 PCS/Carton



826.00H
2' Spacer Bar
80 LF/Carton



828.00H
4' Spacer Bar
160 LF/Carton



824.00H
4' Spacer Bar,
Notched at 2'
160 LF/Carton

Performance

Component Load Test Data and Material

Allowable Load per ASTM C635						
Main Tee	Length	-	Hanger Spacing			
			4'	5'	6'	-
4501	120"	-	ID	7.7	4.6	-
4502	120"	-	ID	7.7	4.6	-
4503	120"	-	ID	7.7	4.6	-
4531	120"	-	HD	9.3	5.6	-
4500	144"	-	ID	7.7	4.6	-
4530	144"	-	HD	9.3	5.6	-
4540	144"	-	ID	7.7	4.6	-
4550	144"	-	ID	9.3	5.6	-
4560	144"	-	HD	9.3	5.6	-
4530.01HRC	144"	-	HD	9.3	5.6	-
Cross Tee	Length	2'	4'	5'	6'	8'
4512	24"	55.0♦	-	-	-	-
4562	24"	55.0♦	-	-	-	-
4512.01HRC	24"	55.0♦	-	-	-	-
4514	48"	-	14.6	-	-	-
4518	48"	-	14.6	-	-	-
4564	48"	-	14.5	-	-	-
4568	48"	-	14.5	-	-	-
4524	48"	-	13.1	-	-	-
4514.01HRC	48"	-	14.5	-	-	-
4515	60"	-	-	7.7	-	-
4519	60"	-	-	7.7	-	-
4521	60"	-	-	7.7	-	-
4516	72"	-	-	-	4.6	-
4528	96"	-	-	-	-	13.1

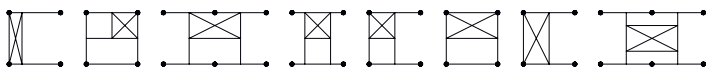
To convert data into lb/ft², divide on center spacing of component into lb/ft.
 ♦ Limited by safety factor of 2.

Light Fixture Load Test Data (based on 1/360 span deflection)

Light Fixtures	Main & Cross Tees - Allowable Fixture Weight – Pounds									
	4500.01	4514.01	4500.01	4524.01	4530.01	4514.01	4550.01	4564.01	4550.01	4568.01
Dimensions	2' x 2'		-		42.4		43.2		43.2	
	2' x 4'		58.4		58.4		67.2		67.2	

Non-Fire Rated Assemblies

Hanger Positions for Non-Fire Rated Situations
 This illustrates hanger positions for single fixtures in a field. Provide extra hangers for tandem fixtures.



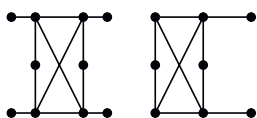
Material

ASTM C 635 Heavy Duty (HD) and Intermediate Duty (ID) main tee classifications; commercial quality electro galvanized 01Z per ASTM A879/A879M, 9/16" wide with 1/4" center reveal, 1-3/4" height.

Note: A metallurgist should be consulted regarding the suitability of this product for the environmental conditions in which it is being installed.

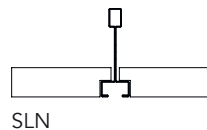
Fire Rated Assemblies

Hanger Positions for Fire Rated Situations
 This illustrates hanger positions for single fixtures in a field. Provide extra hangers for tandem fixtures.



Compatible Tile Edge Types

4500/4550/4500HRC Systems



UL® Fire Rated Assemblies

Roof-Ceiling Type 4550
 G264, P254

Rockfon® is a registered trademark
of the ROCKWOOL Group.

01.2019 | All colour codes mentioned are based on the NCS - Natural Colour System® property of and used on license from NCS Colour AB, Stockholm 2012 or the RAL colour standard. Subject to alterations in range and product technology without prior notice. Rockfon accepts no responsibility for printing errors.



Rockfon
4849 S. Austin Ave., Chicago, IL 60638 USA
Tel. +1-800-323-7164
Fax. +1-800-222-3744
www.rockfon.com
cs@rockfon.com
360003019