

Chicago Metallic® 4600 Ultraline™ 9/16"

Acoustical ceiling suspension system



Ideal for: Lobbies, airports, conference rooms and other high end applications.

Performance Properties:

- Suspension system is available in both intermediate and heavy duty designs with stab-end cross tees
- Available in (4600) non-fire rated and in (4600HRC) high recycled content versions
- Sustainable: Minimum 25% recycled content, 100% locally recyclable
- Chicago Metallic® suspension systems meet a Class-A flame spread rating in accordance with ASTM standard E1264-08

Chicago Metallic® 4600 Ultraline™ 9/16"

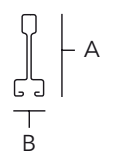
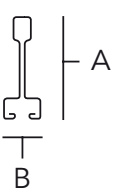
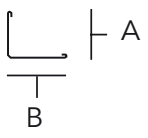
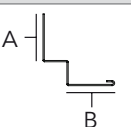
LEED® V4 HIGHLIGHTS

Materials and Resources (MR)

- Waste Management ✓ Planning ✓
- Interiors Life Cycle Impact Reduction ✓
- Environmental Product Declarations ✓
- Sourcing of Raw Materials ✓
- Material Ingredients ✓
- Waste Management ✓

Indoor Environmental Quality (EQ)

- ✓ -Low-Emitting Materials ✓
 - ✓ -Interior Lighting ✓
 - ✓ -Acoustic Performance ✓
- RECYCLED CONTENT: UP TO: 65%

Detail	Product Number	Length	Height (A)	Face (B)	Grid Coupling Type	Slotting / Class	Seismic	Recycled Content
Main Runners								
	4601.01	120"	1-3/4"	9/16"	Stab-End	Slots/Notches 30" OC, ID	C	25
	4602.01	120"	1-3/4"	9/16"	Stab-End	Slots/Notches 20" OC, ID	C	25
	4600.01	144"	1-3/4"	9/16"	Stab-End	Slots/Notches 24" OC, ID	C	25
	4630.01	144"	1-3/4"	9/16"	Stab-End	Slots/Notches 24" OC, HD	C, DEF	25
	4640.01	144"	1-3/4"	9/16"	Stab-End	Slots/Notches 48" OC, ID	C	25
	4660.01	144"	1-3/4"	9/16"	Stab-End	Slots 12" OC No Notches, HD	C, DEF	25
	4630.01HRC	144"	1-3/4"	9/16"	Bayonet-End	Slots 12"/Notches 24" OC, HD	C, DEF	65
Cross Tees								
	4611.01	12"	1-3/4"	9/16"	Stab-End	No Slots No Notches	C, DEF	25
	4620.01	20"	1-3/4"	9/16"	Stab-End	No Slots No Notches	C, DEF	25
	4612.01	24"	1-3/4"	9/16"	Stab-End	No Slots No Notches	C, DEF	25
	4612.01HRC	24"	1-3/4"	9/16"	Stab-End	No Slots No Notches	C, DEF	65
	4613.01	30"	1-3/4"	9/16"	Stab-End	No Slots No Notches	C, DEF	25
	4614.01	48"	1-3/4"	9/16"	Stab-End	Slot & Notch at Midpoint	C, DEF	25
	4618.01	48"	1-3/4"	9/16"	Stab-End	Slot at Midpoint, Notch on 1 side at Midpoint	C, DEF	25
	4624.01	48"	1-3/4"	9/16"	Stab-End	No Slots No Notches	C, DEF	25
	4614.01HRC	48"	1-3/4"	9/16"	Stab-End	Slot & Notch at Midpoint	C, DEF	65
	4615.01	60"	1-3/4"	9/16"	Stab-End	Slots/Notches 30" OC	C, DEF	25
	4621.01	60"	1-3/4"	9/16"	Stab-End	No Slots No Notches	C, DEF	25
	4616.01	72"	1-3/4"	9/16"	Stab-End	No Slots No Notches	C, DEF	25
4628.01	96"	1-3/4"	9/16"	Stab-End	Slots 24" OC No Notches	C, DEF	25	
Wall Angles & Channels								
	1480.01	144"	9/16"	15/16"	-	-	C, DEF	25
	1420.01	144"	15/16"	15/16"	-	-	C, DEF	25
	21420.01	144"	15/16"	15/16"	-	-	C, DEF	25
	1467.01	144"	15/16"	1-3/16"	-	-	C, DEF	25
	1420.01HRC	144"	15/16"	15/16"	-	-	C, DEF	65
	1480.01HRC	144"	9/16"	15/16"	-	-	C, DEF	65
	1467.01HRC	144"	15/16"	1-3/16"	-	-	C	65
Shadow Moldings								
	1460.01	120"	3/4"	3/4"	-	3/8" Reveal	C	25
	1461.01	120"	3/4"	3/4"	-	3/4" Reveal	C	25
	1468.01	120"	3/4"	15/16"	-	3/8" Reveal	C	25
	1469.01	120"	15/16"	9/16"	-	3/8" Reveal	C	25

Available in the following standard colors, Rockfon® Color-all™ colors, and RAL color options.



01 White



08 Black



44 Satin Silver



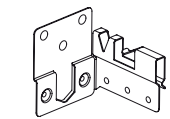
Color-all



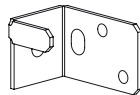
Packaging

Product Number	Pieces per Carton	Ft per Carton	Lbs per Carton	Cartons per Pallet	Lbs per Pallet
Main Runners					
4601.01	20	200	51	24	1608
4602.01	20	240	73	24	1608
4600.01	20	240	60	24	1416
4630.01	20	200	51	24	1944
4640.01	20	240	60	24	1416
4660.01	20	200	51	24	1944
4630.01HRC	20	240	73	24	1944
Cross Tees					
4611.01	80	80	20	Palletized to Order	Palletized to Order
4620.01	70	116	29	Palletized to Order	Palletized to Order
4612.01	70	140	36	50	1800
4612.01HRC	70	140	35	50	1800
4613.01	40	100	25	Palletized to Order	Palletized to Order
4614.01	40	160	41	42	1722
4618.01	40	160	41	42	1722
4624.01	40	160	41	42	1722
4614.01HRC	40	160	41	42	1722
4615.01	40	200	49	Palletized to Order	Palletized to Order
4621.01	40	200	49	Palletized to Order	Palletized to Order
4616.01	40	160	30	Palletized to Order	Palletized to Order
4628.01	20	160	39	Palletized to Order	Palletized to Order
Wall Angles & Channels					
1480.01	25	300	39	30	1170
1420.01	42	504	69	30	2070
21420.01	25	300	41	30	1230
1467.01	20	240	39	30	1170
1420.01HRC	42	504	69	30	2070
1480.01HRC	25	300	39	30	1170
1467.01HRC	20	240	39	30	1170
Shadow Moldings					
1460.01	40	400	64	32	2048
1461.01	40	400	90	32	2880
1468.01	40	400	77	32	2464
1469.01	40	200	77	Palletized to Order	Palletized to Order

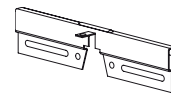
Accessories



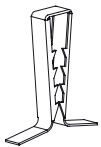
1496.00
Seismic
Perimeter Clip
100 PCS/Carton



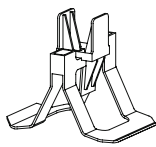
1493.00
Unopposed
Tee Clip
100 PCS/Carton



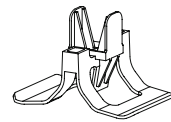
1494.00
Seismic
Separation Clip
100 PCS/Carton



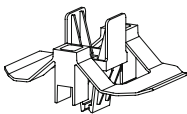
935.00
Hold Down Clip
for Various
Height Panels
1000 PCS/Carton



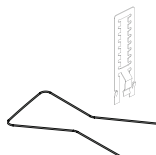
490.00
Hold Down Clip
for 0" – 3/4" Panels
100 PCS/Carton



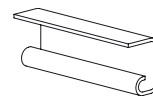
491.00
Hold Down Clip for
3/4" – 1-1/4" Panels
150 PCS/Carton



492.00
Hold Down Clip
for 1-1/2" Panels
100 PCS/Carton



495.00
Facett™ Hold
Down Clip for
2" – 4" Panels
100 PCS/Carton



3699.01
4600 System
Notch Cover
100 PCS/Carton



826.00H
2' Spacer Bar
80 LF/Carton



828.00H
4' Spacer Bar
160 LF/Carton



824.00H
4' Spacer Bar,
Notched at 2'
160 LF/Carton

Performance

Component Load Test Data and Material

Allowable Load per ASTM C635						
Main Tee	Length	Hanger Spacing				
		-	4'	5'	6'	-
4601	120"	-	ID	7.7	4.6	-
4602	120"	-	ID	7.7	4.6	-
4600	144"	-	ID	7.7	4.6	-
4630	144"	-	HD	9.3	5.6	-
4640	144"	-	ID	7.7	4.6	-
4660	144"	-	ID	9.3	5.6	-
4630.01HRC	144"	-	HD	9.3	5.6	-
Cross Tee	Length	2'	4'	5'	6'	8'
4612	24"	55.0♦	-	-	-	-
4612.01HRC	24"	55.0♦	-	-	-	-
4614	48"	-	14.6	-	-	-
4618	48"	-	14.6	-	-	-
4624	48"	-	13.1	-	-	-
4614.01HRC	48"	-	14.5	-	-	-
4615	60"	-	-	7.7	-	-
4621	60"	-	-	7.7	-	-
4616	72"	-	-	-	4.6	-
4628	96"	-	-	-	-	13.1•

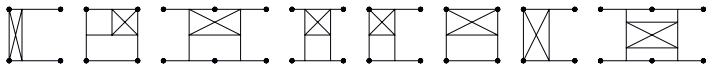
To convert data into lb/ft², divide on center spacing of component into lb/ft.
 ♦ Limited by safety factor of 2.

Light Fixture Load Test Data (based on 1/360 span deflection)

Light Fixtures	Main & Cross Tees - Allowable Fixture Weight – Pounds					
	4600.01	4614.01	4630.01	4614.01	4630.01HRC	4614.01HRC
2' x 2'	42.4		42.4		42.4	
2' x 4'	58.4		58.4		58.4	

Non-Fire Rated Assemblies

Hanger Positions for Non-Fire Rated Situations
 This illustrates hanger positions for single fixtures in a field.
 Provide extra hangers for tandem fixtures.



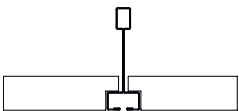
Material

ASTM C 635 Heavy Duty (HD) and Intermediate Duty (ID) main tee classifications; commercial quality electro galvanized 01Z per ASTM A879/A879M, 9/16" wide with 1/8" center reveal, 1-3/4" height.

Note: A metallurgist should be consulted regarding the suitability of this product for the environmental conditions in which it is being installed.

Compatible Tile Edge Types

4600/4600HRC Systems



SLN

Rockfon® is a registered trademark
of the ROCKWOOL Group.

01.2019 | All colour codes mentioned are based on the NCS - Natural Colour System® property of and used on license from NCS Colour AB, Stockholm 2012 or the RAL colour standard. Subject to alterations in range and product technology without prior notice. Rockfon accepts no responsibility for printing errors.



Rockfon
4849 S. Austin Ave., Chicago, IL 60638 USA
Tel. +1-800-323-7164
Fax. +1-800-222-3744
www.rockfon.com
cs@rockfon.com
360003043