

Chicago Metallic® 1260 Aluminum Cap 15/16"

Acoustical ceiling suspension system



Ideal for: Fire Rated - Locker rooms, commercial kitchens and food preparation areas, retail.

Performance Properties:

- Ceiling grid system features stab-end cross tee and is offered in both intermediate and heavy duty options
- Created with expansion reliefs, this suspension system is suitable for fire-rated ceiling assemblies
- Upgraded corrosion resistance in interior environments by featuring an aluminum cap
- Sustainable: Aluminum-100%; steel-minimum 25% recycled content, 100% locally recyclable
- Chicago Metallic® suspension systems meet a Class-A flame spread rating in accordance with ASTM standard E1264-08

Chicago Metallic® 1260 Aluminum Cap 15/16"

LEED® V4 HIGHLIGHTS

Materials and Resources (MR)

- Waste Management Planning
- Interiors Life Cycle Impact Reduction
- Environmental Product Declarations
- Sourcing of Raw Materials
- Material Ingredients
- Waste Management

Indoor Environmental Quality (EQ)

- ✓ -Low-Emitting Materials
- ✓ -Interior Lighting
- ✓ -Acoustic Performance

RECYCLED CONTENT: UP TO: 25%

Detail	Product Number	Length	Height (A)	Face (B)	Grid Coupling Type	Slotting / Class	Fire Rated	Seismic	Recycled Content
Main Runners									
	260.01AZ	144"	1-1/2"	15/16"	Bayonet-End	6" OC, ID	✓	C	25
	280.XXZ.01	144"	1-41/64"	15/16"	Bayonet-End	6" OC, HD	✓	C, DEF	25
Cross Tees									
	1262.01AZ	24"	1-1/2"	15/16"	Stab-End	No Slots	✓	C, DEF	25
	1264.01AZ	48"	1-1/2"	15/16"	Stab-End	3 Slots, 12" OC	✓	C, DEF	25
Wall Angles & Channels									
	1409.01AH	144"	3/4"	15/16"	-	-	-	C, DEF	25

Note: Cross tees are override design, with stab-end detail, unless noted otherwise.

Available in the following standard colors, Rockfon® Color-all™ colors, and RAL color options.



01 White



08 Black



44 Satin Silver



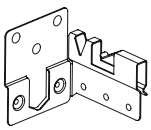
Color-all



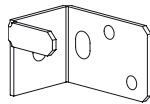
Packaging

Product Number	Pieces per Carton	Ft per Carton	Lbs per Carton	Cartons per Pallet	Lbs per Pallet
Main Runners					
260.01AZ	20	240	56.8	30	1704
280.XXZ.01	20	240	664	30	1992
Cross Tees					
1262.01AZ	60	120	25.6	64	1638
1264.01AZ	60	240	50.4	30	1512
Wall Angles & Channels					
1409.01AH	25	300	41	Palletized to Order	Palletized to Order

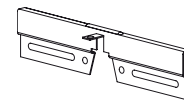
Accessories



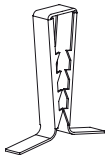
1496.00
Seismic
Perimeter Clip
100 PCS/Carton



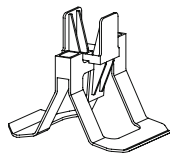
1493.00
Unopposed
Tee Clip
100 PCS/Carton



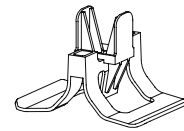
1494.00
Seismic
Separation Clip
100 PCS/Carton



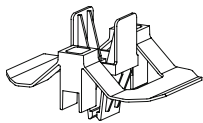
935.00
Hold Down Clip
for Various
Height Panels
1000 PCS/Carton



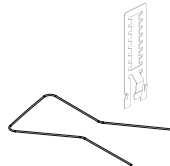
490.00
Hold Down Clip
for 0" – 3/4" Panels
100 PCS/Carton



491.00
Hold Down Clip for
3/4" – 1-1/4" Panels
150 PCS/Carton



492.00
Hold Down Clip
for 1-1/2" Panels
100 PCS/Carton



495.00
Facett™ Hold
Down Clip for
2" – 4" Panels
100 PCS/Carton



826.00H
2' Spacer Bar
80 LF/Carton



828.00H
4' Spacer Bar
160 LF/Carton



824.00H
4' Spacer Bar,
Notched at 2'
160 LF/Carton

Performance

Component Load Test Data and Material

Allowable Load per ASTM C635					
Main Tee	Length		Hanger Spacing		
			4'	5'	6'
260.01AZ	144"		ID	6.0	4.0
280.XXZ.01	144"		HD	8.9	5.6
Cross Tee	Length	2'	4'	5'	6'
1262.01AZ	24"	40.5			
1264.01AZ	48"		14.0		

To convert data into lb/ft², divide on center spacing of component into lb/ft.

Light Fixture Load Test Data (based on 1/360 span deflection)

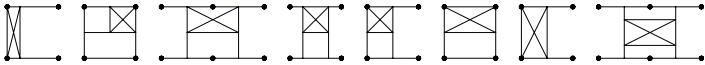
Light Fixtures Dimensions	Main & Cross Tees - Allowable Fixture Weight - Pounds			
	280.XXZ.01	1264.01AZ	260.01AZ	1264.01AZ
1' x 4'	67.6		55.6	
2' x 2'	52.8		49.6	
2' x 4'	76.0♦		64.0♦	

♦ Limited by safety factor of 2.

Non-Fire Rated Assemblies

Hanger Positions for Non-Fire Rated Situations

This illustrates hanger positions for single fixtures in a field. Provide extra hangers for tandem fixtures.



Material

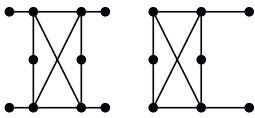
ASTM C 635 Heavy Duty (HD) and Intermediate Duty (ID) main tee classifications; commercial quality HDG-30 steel, hot-dip galvanized body and Aluminum cap, 15/16" width, 1-1/2" height. System is approved for all seismic areas.

Note: A metallurgist should be consulted regarding the suitability of this product for the environmental conditions in which it is being installed.

Fire Rated Assemblies

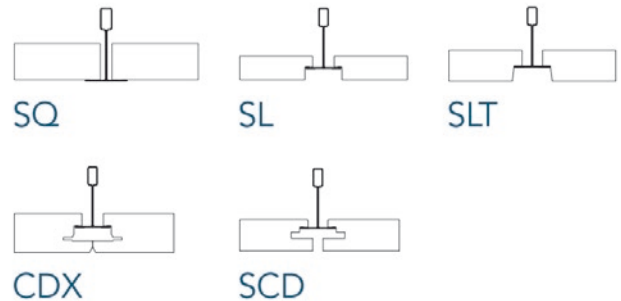
Hanger Positions for Fire Rated Situations

This illustrates hanger positions for single fixtures in a field. Provide extra hangers for tandem fixtures.



Compatible Tile Edge Types

1260/1280 System



UL® Fire Rated Assemblies

Floor-Ceiling Type 1260/Aluminum Cap

A202, A210, D203, D205, D209, D215, D216, G022, G201, G208, G209, G210, G211, G213, G214, G215, G216, G217, G218, G222, G228, G234, G241, G242, G244, G248, G250, G255, G256, G258, G259, J201, L201, L202, L206, L208, L209, L210, L211, L212

Roof-Ceiling Type 1260/Aluminum Cap

P201, P202, P203, P204, P206, P207, P210, P211, P214, P215, P216, P217, P219, P225, P227, P228, P229, P230, P231, P235, P237, P238, P239, P241, P244, P245, P246, P251, P253, P255, P257, P259, P260, P261, P262, P264

Rockfon® is a registered trademark
of the ROCKWOOL Group.

10.2018 | All colour codes mentioned are based on the NCS - Natural Colour System® property of and used on license from NCS Colour AB, Stockholm 2012 or the RAL colour standard. Subject to alterations in range and product technology without prior notice. Rockfon accepts no responsibility for printing errors.



Rockfon
4849 S. Austin Ave., Chicago, IL 60638 USA
Tel. +1-800-323-7164
Fax. +1-800-222-3744
www.rockfon.com
cs@rockfon.com
SNL150024