

Chicago Metallic® 4200 Integrity™ 9/16"

Acoustical ceiling suspension system



Ideal for: Hospitals, hospitality, retail, airports, transit, galleries, and offices.

Performance Properties:

- Grid system is designed with stab-end cross tees and has a heavy-duty design
- Creates a premium, double reveal design aesthetic
- Non-mitered intersections allow for design flexibility and ease of installation
- Sustainable: Minimum 25% recycled content, 100% locally recyclable
- Chicago Metallic® suspension systems meet a Class-A flame spread rating in accordance with ASTM standard E1264-08

Chicago Metallic® 4200 Integrity™ 9/16"

LEED® V4 HIGHLIGHTS



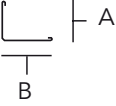
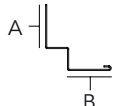
Materials and Resources (MR)

- Waste Management Planning
- Interiors Life Cycle Impact Reduction
- Environmental Product Declarations
- Sourcing of Raw Materials
- Material Ingredients
- Waste Management

Indoor Environmental Quality (EQ)

- ✓ -Low-Emitting Materials
- ✓ -Interior Lighting
- ✓ -Acoustic Performance

RECYCLED CONTENT: UP TO: 25%

Detail	Product Number	Length	Height (A)	Face (B)	Grid Coupling Type	Slotting / Class	Seismic	Recycled Content
Main Runners								
	4200.01	144"	1-15/16"	9/16"	Bayonet-End	6" OC, HD	C, DEF	25
Cross Tees								
	4211.01	4"	1-13/16"	9/16"	Stab-End	No Slots	C, DEF	25
	4212.01	6"	1-13/16"	9/16"	Stab-End	No Slots	C, DEF	25
	4202.01	24"	1-13/16"	9/16"	Stab-End	No Slots	C, DEF	25
	4204.01	48"	1-13/16"	9/16"	Stab-End	12" OC	C, DEF	25
	4206.01	72"	1-13/16"	9/16"	Stab-End	24" OC	C, DEF	25
	4208.01	96"	1-13/16"	9/16"	Stab-End	24" OC	C, DEF	25
Wall Angles & Channels								
	1480.01	144"	9/16"	15/16"	-	-	C, DEF	25
	1420.01	144"	15/16"	15/16"	-	-	C, DEF	25
	1467.01	144"	15/16"	1-3/16"	-	-	C, DEF	25
Shadow Moldings								
	1460.01	120"	3/4"	3/4"	-	3/8" Reveal	C	25
	1461.01	120"	3/4"	3/4"	-	3/4" Reveal	C	25
	1468.01	120"	3/4"	15/16"	-	3/8" Reveal	C	25
	1464.905	120"	15/16"	15/16"	-	1/4" Reveal	C	25
	1469.01	120"	15/16"	9/16"	-	3/8" Reveal	C	25

Available in the following standard colors, Rockfon® Color-all™ colors, and RAL color options.



01 White



08 Black



44 Satin Silver



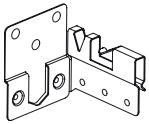
Color-all



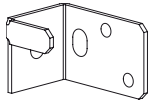
Packaging

Product Number	Pieces per Carton	Ft per Carton	Lbs per Carton	Cartons per Pallet	Lbs per Pallet
Main Runners					
4200.01	20	240	79	28	2312
Cross Tees					
4211.01	60	20	5	Palletized to Order	Palletized to Order
4212.01	60	30	5	Palletized to Order	Palletized to Order
4202.01	60	120	23	50	1200
4204.01	60	240	64	28	1842
4206.01	20	120	32	28	996
4208.01	20	160	43	28	1304
Wall Angles & Channels					
1480.01	25	300	39	30	1170
1420.01	42	504	69	30	2070
1467.01	20	240	39	30	1170
Shadow Moldings					
1460.01	40	400	64	32	2048
1461.01	40	400	90	32	2880
1468.01	40	400	77	32	2464
1464.905	40	400	-	Palletized to Order	Palletized to Order
1469.01	40	200	77	Palletized to Order	Palletized to Order

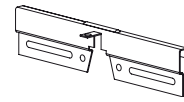
Accessories



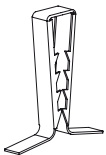
1496.00
Seismic
Perimeter Clip
100 PCS/Carton



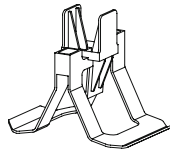
1493.00
Unopposed
Tee Clip
100 PCS/Carton



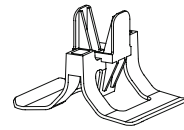
1494.00
Seismic
Separation Clip
100 PCS/Carton



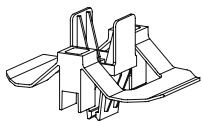
935.00
Hold Down Clip
for Various
Height Panels
1000 PCS/Carton



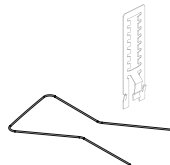
490.00
Hold Down Clip
for 0" – 3/4" Panels
100 PCS/Carton



491.00
Hold Down Clip for
3/4" – 1-1/4" Panels
150 PCS/Carton



492.00
Hold Down Clip
for 1-1/2" Panels
100 PCS/Carton



495.00
Facett™ Hold
Down Clip for
2" – 4" Panels
100 PCS/Carton



826.00H
2' Spacer Bar
80 LF/Carton



828.00H
4' Spacer Bar
160 LF/Carton



824.00H
4' Spacer Bar,
Notched at 2'
160 LF/Carton

Performance

Component Load Test Data and Material

Allowable Load per ASTM C635							
Main Tee	Length	Hanger Spacing					
		4'	5'	6'	7'	8'	
Main Tee	Length			4'	5'	6'	
4200.01	144"			HD			
Cross Tee	Length	2'	3'	4'	5'	6'	8'
4211.01	4"						
4212.01	6"						
4202.01	24"	24.5♦					
4204.01	48"			12.9			
4206.01	72"		27.3♦♦				
4208.01	96"			12.5♦♦			

To convert data into lb/ft², divide on center spacing of component into lb/ft.

♦ Limited by safety factor of 2.

• Wire at mid-point of member

Note: For 6' and 8' cross tee spans with no hanger support at mid-point of member, please contact Technical Services

Light Fixture Load Test Data (based on 1/360 span deflection)

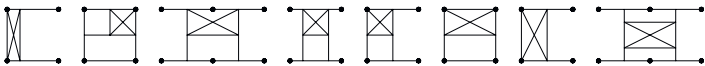
Light Fixtures Dimensions	Main & Cross Tees - Allowable Fixture Weight – Pounds			
	4200.01	4202.01	4200.01	4204.01
2' x 2'		38.8		
2' x 4'		49.6		44.0♦

♦ Limited by safety factor of 2.

Non-Fire Rated Assemblies

Hanger Positions for Non-Fire Rated Situations

This illustrates hanger positions for single fixtures in a field. Provide extra hangers for tandem fixtures.



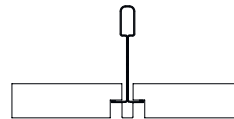
Material

ASTM C 635 Heavy Duty (HD), commercial quality steel, G30 hot-dip galvanized body and cap, 9/16" width, 1-15/16" and 1-13/16" heights.

Note: A metallurgist should be consulted regarding the suitability of this product for the environmental conditions in which it is being installed.

Compatible Tile Edge Types

4200 System



SLN

Rockfon® is a registered trademark
of the ROCKWOOL Group.

10.2018 | All colour codes mentioned are based on the NCS - Natural Colour System® property of and used on license from NCS Colour AB, Stockholm 2012 or the RAL colour standard. Subject to alterations in range and product technology without prior notice. Rockfon accepts no responsibility for printing errors.



Rockfon
4849 S. Austin Ave., Chicago, IL 60638 USA
Tel. +1-800-323-7164
Fax. +1-800-222-3744
www.rockfon.com
cs@rockfon.com
SNL150024