

# Rockfon Planostile™ Lay-in Metal Panel Ceiling System

## Primary Applications:

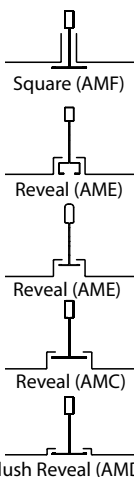
Areas requiring durability and superior aesthetics.

## Features and Benefits:

- Attractive and durable metal panels for grid-based suspension systems.
- Range of profiles and options offer great design flexibility.
- Metal contains no organic compounds to support mold or microbial growth.
- Economical and durable.

- Acoustical performance with optional Acoutex™ or glass fiber backing.
- Building system integration flexibility (HVAC, lighting).
- Sustainable: Aluminum panel is 100% recycled content. Steel panel is a minimum of 25% recycled content. All are 100% locally recyclable at the end of useful life.

## PRODUCTS

Material	Panel
<input type="checkbox"/> 0.032" aluminum** <input type="checkbox"/> 0.024" galvanized steel (non-standard item) <input type="checkbox"/> 0.024" stainless steel (square lay-in only)	<b>Standard Painted Colors</b> <input type="checkbox"/> 01 White <input type="checkbox"/> 08 Black <input type="checkbox"/> 44 Satin Silver <input type="checkbox"/> 888 Winchester Grey  <b>Premium Painted Colors</b> <input type="checkbox"/> 701 Stone <input type="checkbox"/> 702 Plaster <input type="checkbox"/> 703 Gravel <input type="checkbox"/> 704 Mastic <input type="checkbox"/> 705 Zinc <input type="checkbox"/> 706 Concrete <input type="checkbox"/> 707 Tarmac <input type="checkbox"/> 708 Anthracite <input type="checkbox"/> 720 Stucco <input type="checkbox"/> 721 Chalk <input type="checkbox"/> 722 Linen <input type="checkbox"/> 723 Hemp <input type="checkbox"/> 724 Cork <input type="checkbox"/> 725 Earth <input type="checkbox"/> 726 Clay <input type="checkbox"/> 727 Humus <input type="checkbox"/> 740 Light <input type="checkbox"/> 741 Sunrise <input type="checkbox"/> 742 Fresh
<b>Size</b> <input type="checkbox"/> 24" x 24" <input type="checkbox"/> 24" x 48" <input type="checkbox"/> Other _____	<input type="checkbox"/> 743 Breeze <input type="checkbox"/> 744 Aqua <input type="checkbox"/> 745 Misty <input type="checkbox"/> 746 Twilight <input type="checkbox"/> 750 Chili <input type="checkbox"/> 751 Curacao <input type="checkbox"/> 752 Vitamin <input type="checkbox"/> 760 Copper <input type="checkbox"/> 761 Gold <input type="checkbox"/> 762 Mercury <input type="checkbox"/> 770 Garnet <input type="checkbox"/> 771 Scarlet <input type="checkbox"/> 772 Ermine <input type="checkbox"/> 773 Emerald <input type="checkbox"/> 795 Champagne Metallic <input type="checkbox"/> 796 Beige Metallic <input type="checkbox"/> 797 Iron Glimmer Metallic <input type="checkbox"/> 798 Copper Metallic <input type="checkbox"/> 401 Maple* <input type="checkbox"/> 402 Oak* <input type="checkbox"/> 403 Cherry* <input type="checkbox"/> 404 Pumpkin Maple* <input type="checkbox"/> 405 Karri* <input type="checkbox"/> 406 Walnut*
<b>Surface</b> <input type="checkbox"/> Solid <input type="checkbox"/> Standard perforation pattern <input type="checkbox"/> D <input type="checkbox"/> E <input type="checkbox"/> R <input type="checkbox"/> V <input type="checkbox"/> J <input type="checkbox"/> Q <input type="checkbox"/> AA <input type="checkbox"/> Other _____  <input type="checkbox"/> Premium perforation pattern <input type="checkbox"/> B <input type="checkbox"/> F <input type="checkbox"/> G <input type="checkbox"/> H <input type="checkbox"/> I <input type="checkbox"/> K <input type="checkbox"/> L <input type="checkbox"/> N <input type="checkbox"/> O <input type="checkbox"/> P <input type="checkbox"/> W <input type="checkbox"/> Y <input type="checkbox"/> Z <input type="checkbox"/> AI <input type="checkbox"/> AJ <input type="checkbox"/> AK	<b>MetalWood II Finishes (Panels only)</b> <input type="checkbox"/> 650R Maple <input type="checkbox"/> 651R Cherry <input type="checkbox"/> 652R Pumpkin Maple <input type="checkbox"/> 653R Oak <input type="checkbox"/> 654R Karri <input type="checkbox"/> 655R Bamboo <input type="checkbox"/> 656R Walnut  <b>WoodScenes Painted Colors</b> <input type="checkbox"/> 800 Lazy Maple <input type="checkbox"/> 801 Aged Teak <input type="checkbox"/> 803 Burnished Cherry <input type="checkbox"/> 804 Sleek Cherry <input type="checkbox"/> 805 Weathered Oak <input type="checkbox"/> 806 Barnwood Grey
<b>Profile</b>  <input type="checkbox"/> AMF (aluminum) square-edge (For 9/16", 15/16", 1-3/8" grid) <input type="checkbox"/> AME (aluminum) reveal-edge (For 9/16" grid) <input type="checkbox"/> AMC (aluminum) reveal-edge (For 15/16" grid) <input type="checkbox"/> AMD (aluminum) flush reveal (For 15/16" grid, 24" x 24" panel only)	<b>Accessories</b> <input type="checkbox"/> Acoutex™ acoustical backer <input type="checkbox"/> Glass fiber acoustical pad in black poly <input type="checkbox"/> Wall channel <input type="checkbox"/> Hold down inserts for field cut panels

\* Coordinating solid color to match MetalWood® Woodgrain Finishes.

\*\* MetalWood II finished aluminum panels are constructed from 0.024" base aluminum metal with 0.008" vinyl laminate for a total panel thickness of 0.032"

# Rockfon Planostile™ Lay-in Metal Panel Ceiling System

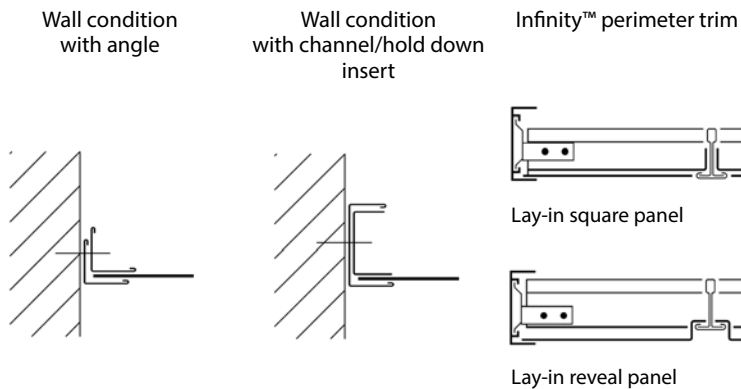
## PHYSICAL DATA

- Type:** Lay-in square, lay-in reveal
- Material:** Painted aluminum, painted galvanized steel\*\*, anodized aluminum, stainless steel, vinyl wood laminate\*
- Surface:** Solid and perforated
- Size:** 24" x 24", 24" x 48", custom
- Edge detail:** Square, Reveal
- Texture:** Smooth
- Fire:** Class A: flame 0, smoke 0 per ASTM E-84
- Sound:** NRC 0.70 - perforated with Acoutex backer  
NRC 0.90 - perforated with acoustical pad
- Performance:** interior
- Suspension:** 9/16" designer  
15/16" traditional  
1-3/8" traditional
- Classification:** Type=XX, pattern C, G ASTM E 1264
- Warranty:** 1-year limited
- Sustainability:** Up to 100% recycled content, 100% locally recyclable at end of useful life.

\* MetalWood II finished aluminum panels are constructed from 0.024" base aluminum metal with 0.008" vinyl laminate for a total panel thickness of 0.032"

\*\* Non-standard item with extended lead times.

## SECTIONS



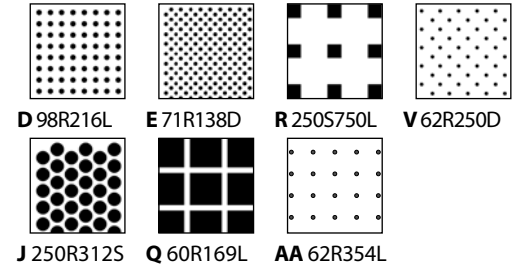
## PERFORATION CODE KEY

Sample number: **62R250D**


- |  |   |  |  |
|--|---|--|--|
| <b>62</b><br>Hole size in 1/1000 inches (0.062") | <b>R</b><br>R = Round Hole<br>S = Square Hole | <b>250</b><br>Hole spacing in 1/1000 inches (0.250") | <b>D</b><br>D=Diagonal pattern (45°)<br>L=Linear pattern (straight)<br>S=Staggered pattern (60°) |
|--|---|--|--|

## PERFORATION PATTERNS

### Standard



### Premium



## Ceiling Plan Example

